



Statistical Report on Europass website for 2008

Thessaloniki, 15 January 2009

TABLE OF CONTENTS

1.	INTRODUCTION	3
2.	TERMS	3
3.	LANGUAGE VERSIONS OF THE PORTAL	3
4.	DEVELOPMENTS WITHIN 2008	3
	April: Link from CV template to the self-assessment grid	3
	November: Series of upgrades on the Europass online CV	4
	December: Europass website activity statistical reports online	4
5.	VISITS (STATE OF PLAY: 31 DECEMBER 2008)	5
	5.1. Visits by year	5
	5.2. Visits by month	5
	5.3. Visits by country	6
6.	DOWNLOADED FILES	8
	6.1. Downloads by year	8
7.	VOLUME OF CV / ELP DOCUMENTS COMPLETED ONLINE	10
	7.1. CV / ELP completed online by year	10
	7.2. CV / ELP completed online by month	10
8.	ANALYTICAL STATISTICS ON CV / ELP DOCUMENTS COMPLETED ONLINE	12
	8.1. CV / ELP completed online by language (2008)	12
	8.2. CV / ELP completed online by country (2008)	13
	8.3. Age groups of CV online users (2008)	14
	8.4. Nationality of CV online users (2008)	14
	8.5. Gender group of CV online users (2008)	15
	8.6. Work experience of CV online users (2008)	15
	8.7. Foreign languages spoken by CV and ELP online users (2008)	16
	8.8. Mother tongue of CV and ELP online users (2008)	16

STATISTICAL FIGURES

Figure 1: Visits by month (May. 2005/Dec. 2008)	5
Figure 2: Total downloads of CV examples, instructions and templates since launch (by year, Feb. 2005/Dec. 2008)	9
Figure 3: Volume of CV completed online since launch (by year, July 2005/Dec. 2008).....	10
Figure 4: Volume of ELP completed online since launch (by year, July 2005/Dec. 2008).....	11
Figure 5: Age structure of CV online users.....	14
Figure 6: Gender structure of CV online users.....	15
Figure 8: Volume of CVs completed online by Work Experience years	15
Figure 7: Top 15 mother tongues of owners of CV and ELP documents completed online.....	17

TABLES

Table 1 : Europass website total visits by year/day.....	5
Table 2: Visits by month (2005-2008)	6
Table 3: Top 20 countries regarding visits (2008)	6
Table 4: Top 20 Countries regarding volume of visits (2008)	7
Table 5: Total files downloaded by year (Feb. 2005/Dec. 2008).....	8
Table 6: Total downloads of CV/ELP examples, instructions and templates since launch (Feb. 2005/Dec. 2008)	8
Table 7: Total downloads of ECS, EDS and EM examples, instructions and templates since launch (by year, Feb. 2005/Dec. 2008.....	9
Table 8: Total CVs / ELPs completed online by year (Feb. 2005/Dec. 2008).....	10
Table 9: Total CV/ ELP competed online by language (2008).....	12
Table 10: Top 15 nationalities of holders of CV online users.....	14

1. INTRODUCTION

This report summarises the activity on the Europass portal for 2008. The indicators are the volume of **visits**, the volume of documents **downloaded** and **generated online** (Europass Curriculum Vitae and Language Passports). Moreover more detailed statistics retrieved from the generated CV's and ELP's content is presented.

2. TERMS

- EUROPASS PORTAL: <http://europass.cedefop.europa.eu>
- EUROPASS CV (CV): Curriculum Vitae – online tool
<http://europass.cedefop.europa.eu/instruments/cv/step0.do>
- EUROPASS LP (ELP): Language Passport - online tool
<http://europass.cedefop.europa.eu/instruments/lp/step0.do>

3. LANGUAGE VERSIONS OF THE PORTAL

The Europass portal is now available in 26 languages. It was launched in February 2005, initially in two languages (English and French). Other language versions were progressively added:

- 2005: German (April 05), Swedish, Dutch, Danish, Greek and Spanish (June 05), Portuguese (July 05), Italian (Sept. 05), Finnish (Oct. 05) and Estonian (Nov. 05).
- 2006: Slovak, Latvian and Lithuanian (Feb. 06), Polish and Norwegian (March 06), Bulgarian, Czech, Hungarian and Slovenian (May 06), Turkish (Sept. 06) and Maltese (Dec. 06).
- 2007: Romanian and Icelandic (Feb. 07) and finally Croatian (May 2007).
- Since October 2008, the Europass documents are available in Irish.

4. DEVELOPMENTS WITHIN 2008

In 2008 many developments took place regarding the Europass portal and online tools, to improve the service provided to Europass users:

April: Link from CV template to the self-assessment grid

In order to limit the size of CVs created online, the description of language levels was replaced by a link to the self-assessment grid, now available online at <http://europass.cedefop.europa.eu/LanguageSelfAssessmentGrid/en>.

November: Series of upgrades on the Europass online CV

The Europass CV online tool has been upgraded. The new features include:

- Improved user-friendliness of the CV/ELP online: use of controlled taxonomies for the fields: Desired employment, Work experience (occupation or position held, country of employer, business or sector), Education and Training (country of organisation, field and level of education). These labels are translated automatically when the user chooses another language.
- Updated Europass XML schema (v.2.0). Uploading an Acrobat PDF or Europass XML file with a previous Europass Schema version is still possible.

December: Europass website activity statistical reports online

Europass website statistical reports are available from the "Downloads" section. They provide figures on visits, downloads and documents completed online:

- Total activity since the launch of the site (February 2005);
- Activity since the launch of the site (February 2005) by country and language;
- Total annual activity;
- Annual activity by country and language.

Such statistical use complies with [Regulation \(EC\) N° 45/2001](#) of the European Parliament and of the Council of 18 December 2000 on the protection of individuals with regard to the processing of personal data by the Community institutions and bodies and on the free movement of such data.

5. VISITS (state of play: 31 December 2008)

Total number of visits since February 2005:	14,185,080
--	-------------------

5.1. Visits by year

The visits recorded since the launch of the Europass website (14,185,080) show a regular increase (see Table 1 below).

Year	Total Visits	Average by day
2005 (from Feb. onwards)	1,210,586	3,316
2006	2,768,666	7,585
2007	4,158,137	11,392
2008	6,047,691	16,569

Table 1 : Europass website total visits by year/day

5.2. Visits by month (2005/2008)

The graph below shows the volume of visits since May 2005.

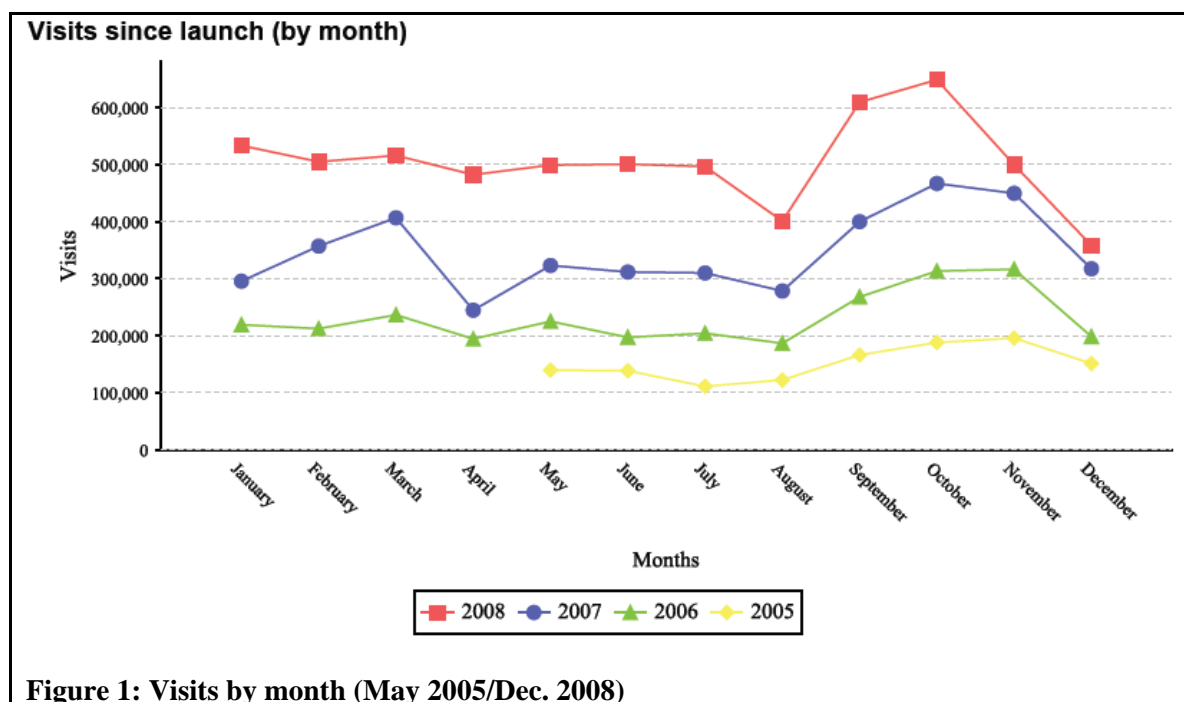


Figure 1: Visits by month (May 2005/Dec. 2008)

The statistics from the Figure 1 above are presented in the Table 2.

Visits since launch (by month)				
	2005	2006	2007	2008
January	0	218,959	295,314	533,186
February	0	212,071	356,840	504,756
March	0	236,212	406,486	515,792
April	0	194,169	244,420	482,040
May	139,348	224,839	322,916	499,011
June	138,224	196,906	311,399	500,602
July	110,804	203,979	309,708	496,408
August	122,085	186,411	278,115	400,729
September	165,953	267,617	399,687	609,273
October	187,746	313,214	466,668	648,551
November	195,472	316,168	449,459	499,416
December	150,954	198,121	317,125	357,927
Total	1,210,586	2,768,666	4,158,137	6,047,691

Table 2: Visits by month (May 2005-Dec. 2008)

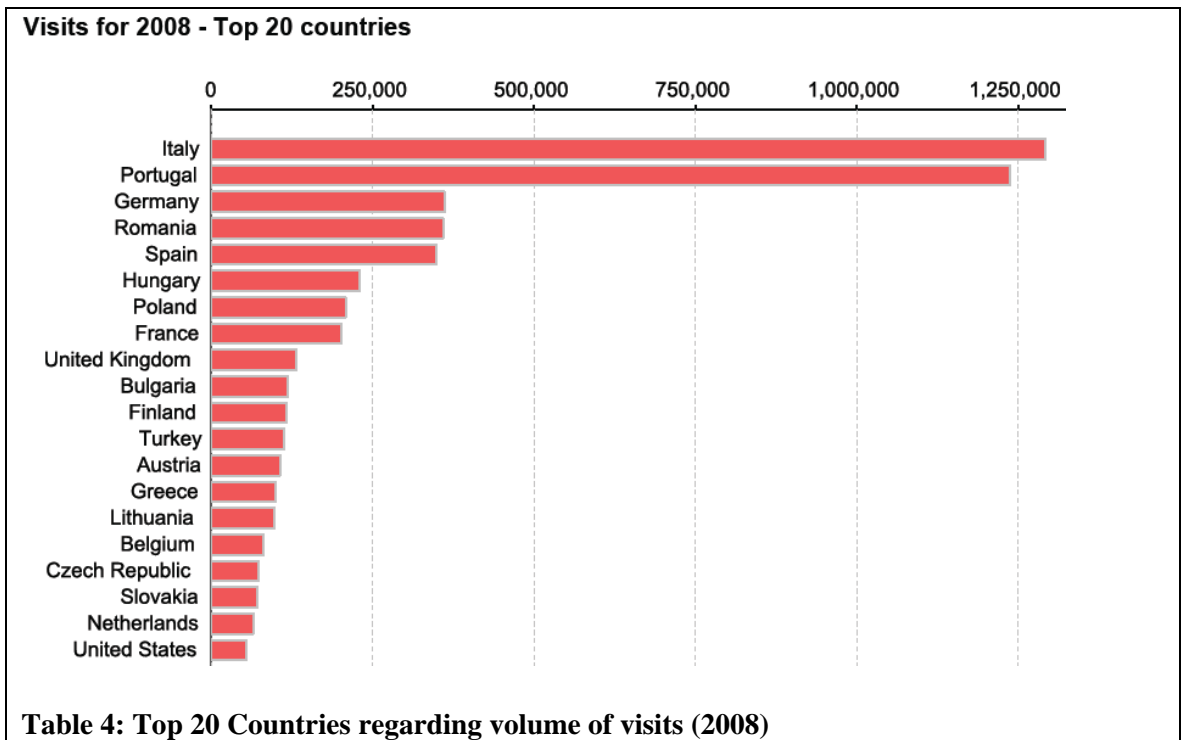
5.3. Visits by country (2008)

The table below shows the 20 top countries regarding the volume of visits to the Europass web site.

Visits (top 20 countries)		
CV		
1.	Italy	1,291,343
2.	Portugal	1,237,332
3.	Germany	361,266
4.	Romania	359,259
5.	Spain	349,243
6.	Hungary	230,352
7.	Poland	208,111
8.	France	201,193
9.	United Kingdom	131,941
10.	Bulgaria	119,456
11.	Finland	116,339
12.	Turkey	113,555
13.	Austria	106,339
14.	Greece	99,287
15.	Lithuania	97,927
16.	Belgium	80,820
17.	Czech Republic	72,403
18.	Slovakia	71,681
19.	Netherlands	65,070
20.	United States	54,896
Total		5,367,813

Table 3: Top 20 countries regarding visits (2008)

The histogram below shows the 20 top countries regarding the volume of visits to the Europass web site.



6. DOWNLOADED FILES

Total number of files downloaded since February 2005:	12,683,206
--	-------------------

6.1. Downloads by year

Documents downloaded since launch (by year)	
Year	Total downloads
2005	518,520
2006	2,623,052
2007	3,916,107
2008	5,625,527

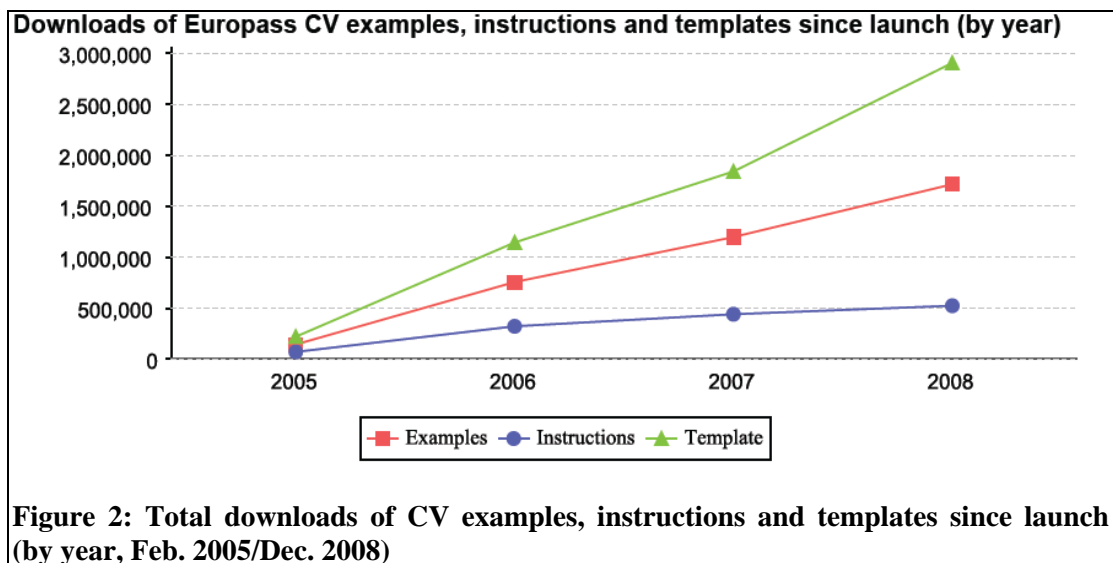
Table 5: Total files downloaded by year (Feb. 2005/Dec. 2008)

The table below shows the volume of files downloaded from the Europass web site (CV and ELP related documents). The files are grouped per major category (CV/ ELP examples, CV/ ELP templates, CV/ ELP instructions).

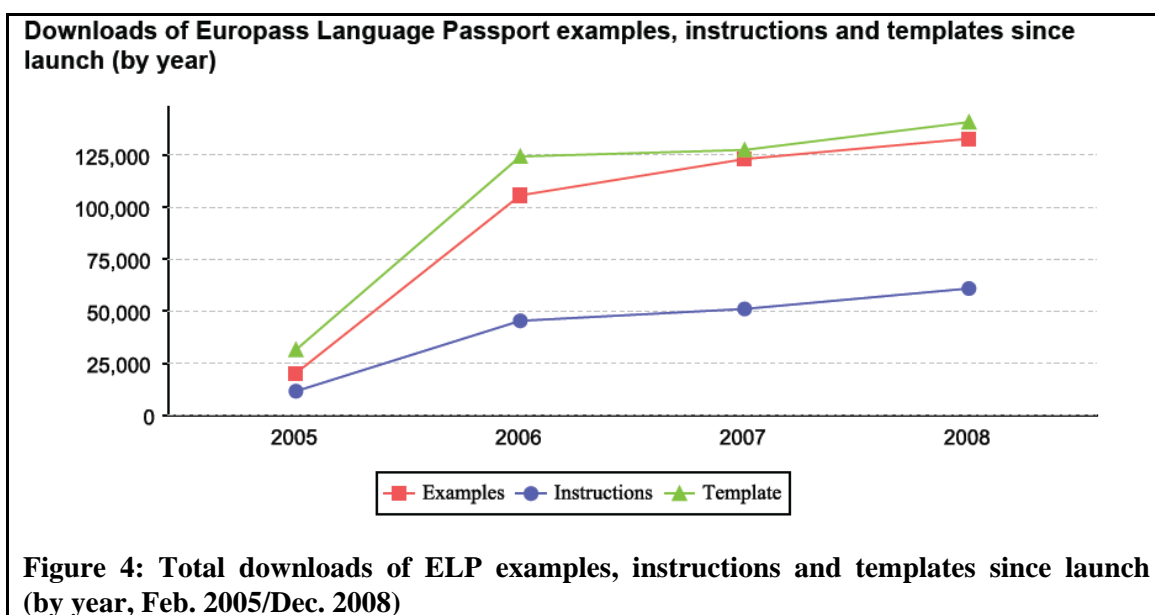
Downloads of Europass CV/ Europass Language Passport examples, instructions and templates since launch (by year)							
	Examples		Instructions		Template		Total
	ECV	ELP	ECV	ELP	ECV	ELP	
2005	144,368	20,168	71,443	11,489	220,675	31,413	499,556
2006	756,593	105,681	322,567	45,341	1,144,629	124,352	2,499,163
2007	1,197,948	123,120	441,068	51,061	1,841,354	127,514	3,782,065
2008	1,716,066	132,911	524,410	60,874	2,906,228	140,876	5,481,365
Total	3,814,975	381,880	1,359,488	168,765	6,112,886	424,155	12,262,14

Table 6: Total of CV/ELP examples, instructions and templates downloaded since launch (Feb. 2005/Dec. 2008)

The figure below shows the number of CV examples, instructions and templates downloaded since launch.



The figure below shows the number of ELP examples, instructions and templates downloaded since launch.



The figure below shows the number of examples of Europass Certificate supplements (ECS), Diploma supplements (EDS) and Europass Mobility (EM) downloaded since launch.

	ECS	EDS	EM	Total
2005	5,817	5,173	7,974	18,964
2006	35,811	47,174	40,904	123,889
2007	38,832	50,234	44,976	134,042
2008	40,210	52,372	51,580	144,162
Total	120,670	154,953	145,434	421,057

Table 7: Total downloads of ECS, EDS and EM examples, instructions and templates since launch (by year, Feb. 2005/Dec. 2008)

7. VOLUME OF CV / ELP DOCUMENTS COMPLETED ONLINE

Total number of CV/ ELP completed online since February 2005:	4,390,920
--	------------------

By “completed online” we mean the creation of a Europass CV or ELP using the online editors. The format of the generated documents includes Microsoft Word, PDF, OpenDocument, HTML or XML.

7.1. CV / ELP completed online by year

The graphs below show the volume of documents completed online each year, since launch.

	CV	ELP	Total
2005	116,259	7,003	123,262
2006	717,733	27,164	744,897
2007	1,416,889	35,607	1,452,496
2008	2,026,194	44,071	2,070,265
Total	4,277,075	113,845	4,390,920

Table 8: Total CV / ELP completed online by year (Feb. 2005/Dec. 2008)

7.2. CV / ELP completed online by month

The graphs below show the total number CV and ELP generated since launch (by month).

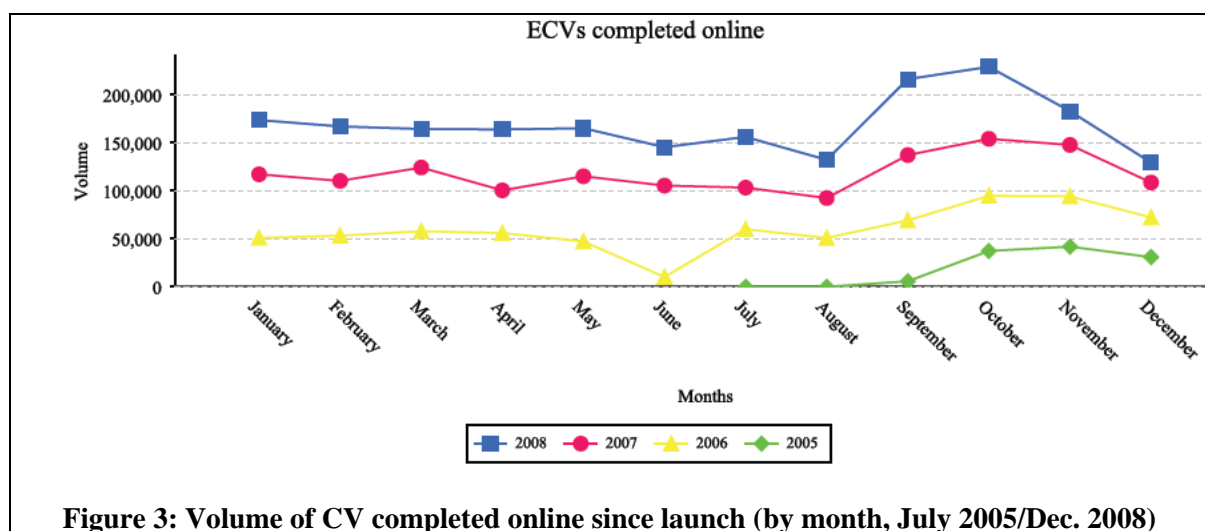


Figure 3: Volume of CV completed online since launch (by month, July 2005/Dec. 2008)

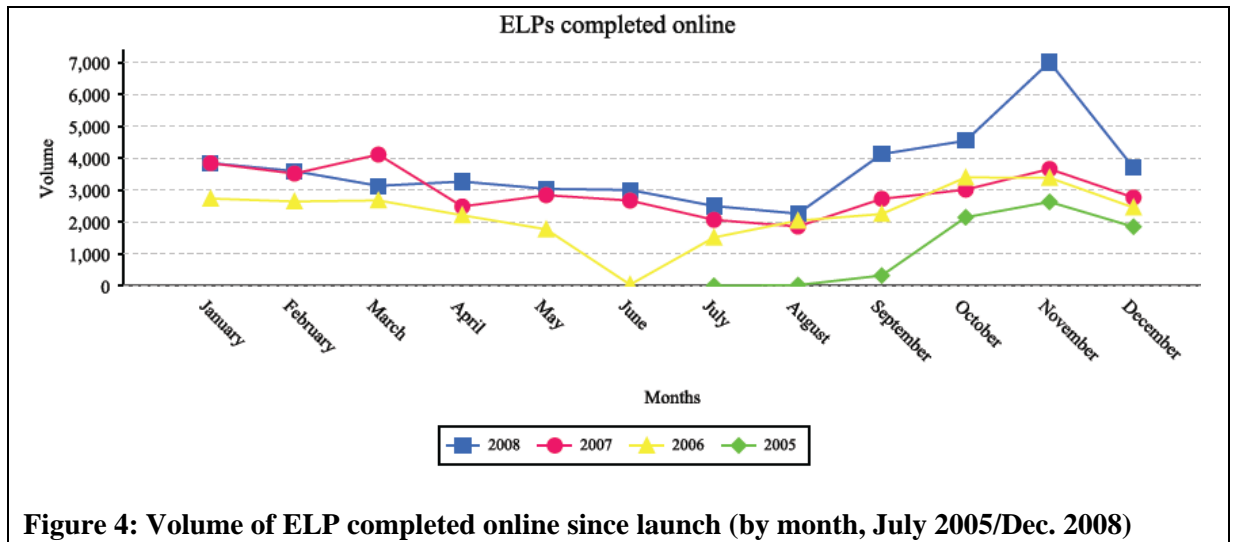


Figure 4: Volume of ELP completed online since launch (by month, July 2005/Dec. 2008)

8. ANALYTICAL STATISTICS ON CV / ELP DOCUMENTS COMPLETED ONLINE

The statistics below are retrieved from the information entered by users completing their CV/ ELP online (postal address, nationality, languages spoken).

8.1. CV / ELP completed online by language (2008)

The table below shows the language used by users to complete their CV online. The high figures for Portuguese and Spanish languages show that CV and ELP online are used also beyond the EU.

Europass CV/ Language Passport completed online (by language, 2008)					
CV		ELP		TOTAL	
English	613,699	English	17,354	English	631,053
Portuguese	422,772	German	4,150	Portuguese	425,386
Italian	380,406	Italian	3,854	Italian	384,260
German	116,169	Spanish	3,510	German	120,319
Spanish	105,303	French	3,052	Spanish	108,813
French	75,183	Portuguese	2,614	French	78,235
Hungarian	67,374	Hungarian	1,493	Hungarian	68,867
Romanian	48,690	Polish	1,286	Romanian	49,675
Polish	45,090	Dutch	1,143	Polish	46,376
Greek	17,551	Romanian	985	Greek	17,976
Bulgarian	16,272	Bulgarian	813	Bulgarian	17,085
Lithuanian	15,936	Lithuanian	637	Lithuanian	16,573
Slovak	14,007	Finnish	533	Slovak	14,342
Dutch	12,483	Greek	425	Dutch	13,626
Czech	12,220	Czech	417	Czech	12,637
Finnish	11,923	Turkish	413	Finnish	12,456
Swedish	8,947	Slovak	335	Turkish	9,172
Turkish	8,759	Estonian	217	Swedish	9,111
Norwegian	8,224	Danish	169	Norwegian	8,315
Slovenian	6,819	Swedish	164	Slovenian	6,959
Latvian	5,722	Latvian	145	Latvian	5,867
Croatian	4,353	Slovenian	140	Croatian	4,407
Estonian	3,044	Norwegian	91	Estonian	3,261
Danish	1,744	Croatian	54	Danish	1,913
Icelandic	1,119	Icelandic	22	Icelandic	1,141
Maltese	483	Maltese	13	Maltese	496
TOTAL	2,024,292		44,029		2,068,321

Table 9: Total CV/ ELP completed online by language (2008)

8.2. CV / ELP completed online by country (2008)

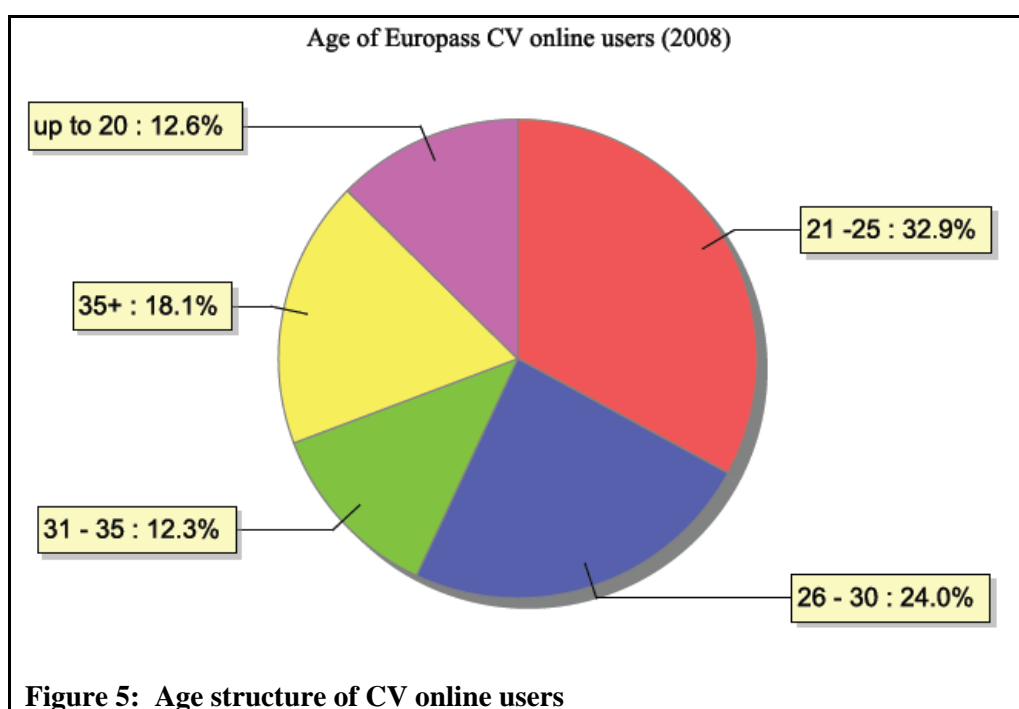
The table below shows the volume of Europass CV documents completed online where the country of residence of online CV users is one of the EU and EFTA countries (including Turkey) (2008).

Europass CV completed online by country of residence (2008)		
1.	Portugal	435,392
2.	Italy	362,808
3.	Spain	98,171
4.	Germany	93,604
5.	Hungary	80,000
6.	Romania	68,319
7.	France	60,798
8.	Poland	54,225
9.	Finland	35,151
10.	United Kingdom	30,926
11.	Belgium	29,264
12.	Austria	28,796
13.	Greece	22,295
14.	Bulgaria	21,522
15.	Slovakia	19,770
16.	Lithuania	19,243
17.	Netherlands	19,227
18.	Czech Republic	18,984
19.	Malta	14,918
20.	Turkey	14,606
21.	Slovenia	11,931
22.	Sweden	10,864
23.	Ireland	10,777
24.	Norway	10,350
25.	Switzerland	7,821
26.	Latvia	7,773
27.	Croatia	6,981
28.	Luxembourg	6,424
29.	Estonia	5,122
30.	Denmark	3,472
31.	Iceland	1,467
Total		1,611,001

**Table 8 : Europass CV completed online by country of residence
(2008)**

8.3. Age groups of CV online users (2008)

The pie below presents the profile of Europass CV online users by age.



8.4. Nationality of CV online users (2008)

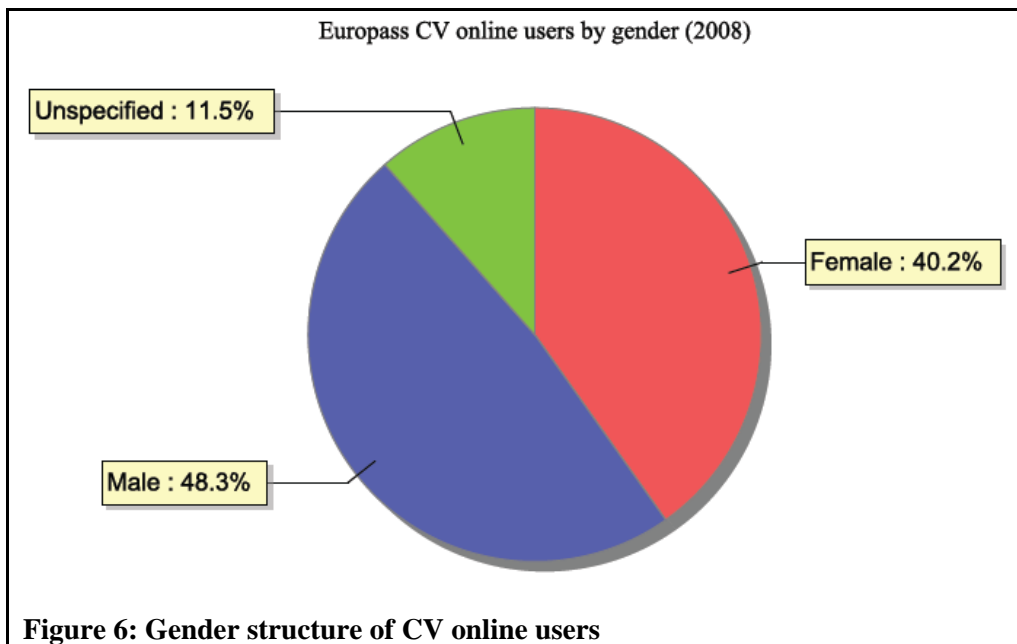
The table below displays the profile of Europass CV online users by nationality.

Nationality	CV
Italian	370,615
Portuguese	330,571
Spanish	83,036
German	82,460
Romanian	74,119
Hungarian	68,765
Polish	65,192
French	58,247
Finnish	29,052
Austrian	24,479
Greek	22,404
Bulgarian	20,764
Lithuanian	19,344
Slovak	18,928
Rest	895,757
Total	1,596,945

Table 10: Top 15 nationalities of holders of CV online users

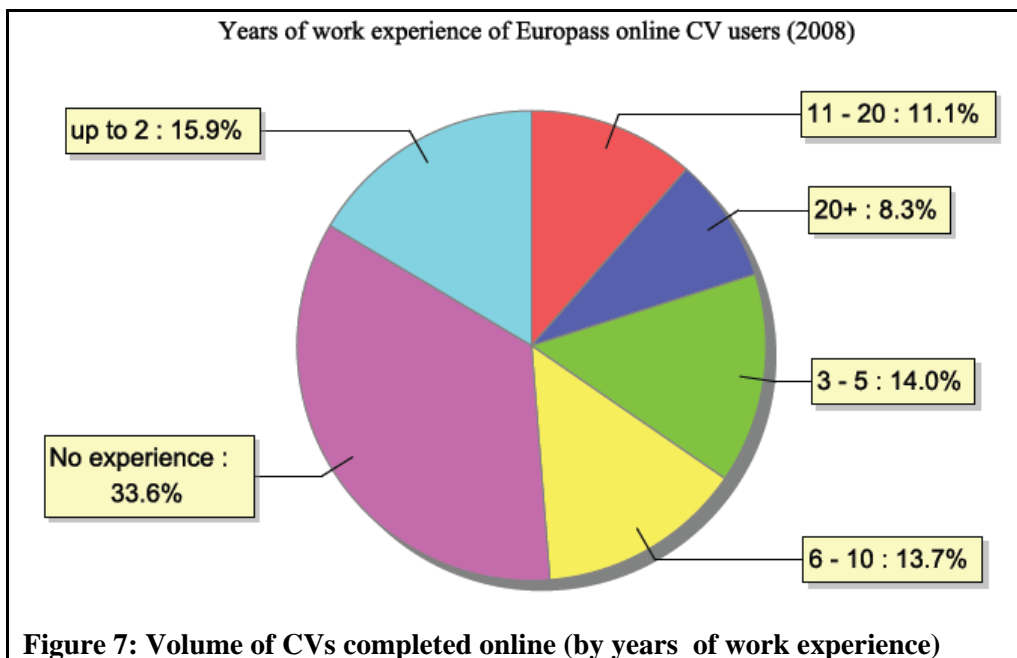
8.5. Gender group of CV online users (2008)

The pie below displays the profile of Europass CV online users by gender.




8.6. Work experience of CV online users (2008)

63.5% of users have a working experience of up to five years.



8.7. Foreign languages spoken by CV and ELP online users (2008)

The pie below presents the number of foreign languages spoken by Europass CV and LP online users.



8.8. Mother tongue of CV and ELP online users (2008)

The table below displays the profile of Europass CV and ELP online users by mother tongue.

ECVs, ELPs completed online (2008, Top 15 mother tongues)					
ECV		ELP		TOTAL	
Portuguese	372,975	Portuguese	4,843	Portuguese	377,818
Italian	288,033	German	3,977	Italian	291,845
German	98,954	Italian	3,812	German	102,931
Hungarian	71,972	Spanish;	3,279	Hungarian	74,147
Spanish;	64,911	French	2,203	Spanish;	68,190
Polish	59,612	Hungarian	2,175	Polish	61,294
French	51,365	Polish	1,682	French	53,568
Romanian	44,520	Dutch	1,590	Romanian	45,476
Finnish	25,213	Finnish	1,309	Finnish	26,522
Bulgarian	21,106	English	1,128	Bulgarian	22,017
English	20,687	Romanian	956	English	21,815
Lithuanian	19,946	Bulgarian	911	Lithuanian	20,510
Slovak	18,834	Turkish	685	Slovak	19,291
Greek	17,042	Lithuanian	564	Dutch	18,055
Turkish	16,830	Czech	559	Greek	17,517
Rest	127,852	Rest	3,623	Rest	132,152
Total	1,319,852	Total	33,296	Total	1,353,148

Table 8: Mother tongue of CV online users (top 15 languages)

The histogram below lists the top 15 mother tongues of Europass CV and LP online users.

